



2020

HARVEST

JAMES HARVEST SPORTSWEAR

index

JAMES HARVEST SPORTSWEAR

AMERICAN U / LADY	21
AMERICAN V	21
ALBATROSS	11
AMHERST / LADY	12
ANDERSON	12
ANTREVILLE	12
ATLANTA	15
AVON / LADY	15
BALTIMORE / LADY	41
BIRDIE	11
BRIGHAM	45
BURNEY	50
BURLINGHAM	42
CARSON	46
COVENTRY / LADY	54
DEER RIDGE / LADY	50
DUKE / LADY	17
EAGLE	11
FAIRFIELD	42
HARRINGTON	53
ISLANDBLOCK / LADY	54
JUPITER / LADY	46
KINGSPORT	58
L.A. CAP	46
LARKFORD / LADY	18
LOCKWOOD / LADY	49
LYNN	21
MILES / LADY	57
MORTON	10
MORTON HEIGHTS	10
MYERS	57
NEPTUNE / LADY	6

PARKWICK / LADY	18
REDDING / LADY	41
RENO / LADY	38
RICHMOND	53
SANTA ANA	53
SAVANNAH	49
SEMORA	10
SHELLDEN / LADY	17
SNYDER	49
SUNSET / LADY	9
TREEMORE	45
TRIBECA / LADY	38
VIRGINIA	42
WESTLAKE	58

J. HARVEST & FROST

BLACK BOW 60	25
GREEN BOW 01 / LADY	27
PURPLE BOW 40 / LADY	29
PURPLE BOW 41	31
PURPLE BOW 49	33
RED BOW 20 / LADY	35

PRINTER ACTIVE WEAR

EXPEDITION	62
FENCING	66
FLEXBALL	70
HEADWAY	70
JOG	70
OVERHEAD / LADY	66
SKELETON	69
SURF RSX / LADY	65
SURF PRO RSX / LADY	69
TRIAL	65

VERT / LADY	62
ZIP PULLERS	66

BEACON SPORTSWEAR

ARENA	75
CAPE HORN	80
CURTIS	81
HUDSON	77
LIBBY	78
LOMA	76
MONTANA	79
MORGAN	79
PERKINS	78
REYES	74

SALE

ALBATROSS	82
CARABELLE	84
COLUMBUS	84
COVENTRY	82
LANCASTER	84
MORTON	83
MORTON HEIGHTS	83
PASADENA	84
SARASOTA	84
SEMORA	83

Colour differences between photographs and the actual garment may arise due to photo technical reasons. There might also be differences between a lifestyle picture and a product picture of the same garment. In these cases please refer to the product pictures in the first instance.




HARVEST



JAMES HARVEST SPORTSWEAR

2020





The James Harvest Sportswear collection is based on American collegiate fashion and is characterised by high quality.

A huge amount of effort has been put into the design in order to make the clothes both functional and fashionable.

Experience continues to show that many businesses & organisations that regard quality as an important element in their marketing communications regularly choose James Harvest Sportswear as their supplier of identity clothes & advertising garments.

ADDS PROFILE TO YOUR BUSINESS®







The Guide

The Materials

Choose between the luxurious feel of Neptune's 100% combed compact cotton or Sunset's flexible mix of 95% combed compact cotton and 5% stretch Lycra® that allows for ease of movement.

The Fit

The polo shirts are available in three stylish cuts. The classic Regular, the fitted Modern and the sophisticated Woman.

Regular

The traditional, straight cut in a relaxed fit. The original polo.

Modern

The more fitted cut, with shorter, close-cut sleeves.

Woman

Our fashionable female cut, with a slightly fitted shape and shortened sleeves.

Neptune



100 % Cotton



100



400



600



622



630



900



919



REGULAR



MODERN



WOMAN

NEPTUNE REGULAR ♂
NEPTUNE MODERN ♂
NEPTUNE WOMAN ♀

New!



Polo shirt with side slits and matching buttons. Enzyme washed for a softer and smoother finish. Neptune is available in three stylish cuts; the traditional Regular, the more fitted Modern and the sophisticated Woman.

100% COMBED COMPACT COTTON, 200 G/M²

100 White, 400 Red, 600 Navy, 622 Petrol, 630 Sky Blue, 900 Black, 919 Anthracite

♂ Regular	S - 3XL, 5XL
♂ Modern	S - 2XL
♀ Woman	XS - 3XL (6-18)

NEPTUNE



SUNSET



Sunset



95% Cotton
5% Lycra



400



100



600



668



729



900

SUNSET REGULAR ♂
SUNSET MODERN ♂
SUNSET WOMAN ♀

New!

LYCRA®

OEKO-TEX®
CONFIDENCE IN TEXTILES
STANDARD 100
SE 14-218 Swerea IVF
Tested for harmful substances.

Polo shirt with side slits and white buttons in a comfortable Cotton/Lycra® material. Sunset is available in three stylish cuts; the traditional Regular, the more fitted Modern and the sophisticated Woman.

95% COMBED COMPACT COTTON, 5% LYCRA®, 200 G/M²

400 Red, 100 White, 600 Navy, 668 Light Turquoise,
729 Sports Green, 900 Black



REGULAR



MODERN



WOMAN

♂ Regular S - 3XL, 5XL
♂ Modern S - 2XL
♀ Woman XS - 3XL (6-18)



100% COTTON



173

510

904

MORTON HEIGHTS

Men's modern fit piqué polo with side slits and matching buttons. The Morton Heights has a slimmer waist, shorter body length and shorter sleeves than the Morton. Enzyme washed for a softer and smoother finish.

100% COTTON, 220G/M²

173 Sand, 510 Light Blue, 904 Charcoal

♂ S-3XL, 5XL



100% COTTON



904

MORTON

Men's classic piqué polo with side slits and matching buttons. Enzyme washed for a softer and smoother finish.

100% COTTON, 220G/M²

904 Charcoal

♂ S-3XL



100% COTTON



173

510

904

SEMORA

Ladies classic piqué polo with side slits and matching buttons. Chest darts for a better fit. Enzyme washed for a softer and smoother finish.

100% COTTON, 220G/M²

173 Sand, 510 Light Blue, 904 Charcoal

♀ S-2XL (8-16)



631

490

EAGLE

Men's modern fit piqué polo in stretch quality for increased flexibility. Enzyme washed for a softer and smoother finish. All colours come with matching buttons.

95% COTTON, 5% LYCRA®, 200 G/M²

631 Bright Blue, 490 Coral

♂ S-3XL & 5XL



OEKO-TEX®
CONFIDENCE IN TEXTILES
STANDARD 100
SE 14-218 Sweden IVF
Tested for harmful substances.
www.oeko-tex.com/standard100

LYCRA®



631

490

100

900

ALBATROSS

Ladies fitted piqué polo in stretch quality for increased flexibility. Chest darts for a better fit. Enzyme washed for a softer and smoother finish. All colours come with matching buttons.

95% COTTON, 5% LYCRA®, 200 G/M²

631 Bright Blue, 490 Coral, 100 White, 900 Black

♀ S-3XL (8-18)



OEKO-TEX®
CONFIDENCE IN TEXTILES
STANDARD 100
SE 14-218 Sweden IVF
Tested for harmful substances.
www.oeko-tex.com/standard100

LYCRA®



100

900

BIRDIE

Ladies fitted piqué polo in stretch quality for increased flexibility, cap sleeves and chest darts for a better fit. Enzyme washed for a softer and smoother finish. All colours come with matching buttons.

95% COTTON, 5% LYCRA®, 200 G/M²

100 White, 900 Black

♀ S-2XL (8-16)



OEKO-TEX®
CONFIDENCE IN TEXTILES
STANDARD 100
SE 14-218 Sweden IVF
Tested for harmful substances.
www.oeko-tex.com/standard100

LYCRA®



ANDERSON ANTREVILLE LADY

Modern fit piqué polo with yarn dyed cotton.
Contrasting tape at neck, placket and sleeve rib.
White contrast & stripe on reverse side of collar.

100% COTTON, COLLAR WITH ELASTANE, 240 G/M²

900 Black features black, white & grey stripe at neck, cuffs & reverse collar.

100 White features black, white & grey stripe at neck & cuffs.
White on reverse collar.

600 Navy features navy, red & white stripe at neck, cuffs & reverse collar.

400 Red features navy, red & white stripe at neck, cuffs & reverse collar.

♂ S-3XL, 5XL ♀ XS-3XL (6-18)



AMHERST AMHERST LADY

Modern fit single jersey polo with woven collar. Neck tape in contrast colour and hidden buttons at front placket.

100% COMBED COTTON, 260 G/M²

555 Faded Blue, 955 Faded Grey

♂ S-3XL, 5XL ♀ S-3XL (8-18)



ATLANTA





900

600

ATLANTA

Unisex heavy knitted jacket in piqué with contrasts at collar and sleeves.

100% COTTON, 320 G/M²

900 Black features white, grey & black contrast at neck & cuffs

600 Navy features red, white & navy contrast at neck & cuffs

S-3XL



600

100

900

400

AVON

AVON LADY

Modern fit piqué polo in combed cotton with contrasting tape at neck, placket, side vent and loop at sleeve end. Bicoloured buttons. Contrast colour at reversed side collar.

100% COMBED COTTON, 240 G/M²

600 Navy features tape in navy, bright blue & white stripe.

Bright blue on reverse collar.

100 White features tape in navy, red & white stripe.

White on reverse collar.

900 Black features tape in black, red & white stripe.

Red on reverse collar.

400 Red features tape in black, red & white stripe.

Black on reverse collar.

♂ S-3XL, 5XL ♀ XS-3XL (6-18)



SHELLDEN





SHELLDEN SHELLDEN LADY

Modern fit polo shirt with side slits. Jacquard front and back with flat knitted sides, sleeves and collar. Ladies shirt features a full button front placket. Men's shirt has a button-down collar, chest pocket with button closure and four button placket.

100% COTTON, ENZYME WASHED, 180 G/M²

600 Navy, 900 Black

♂ S-3XL, 5XL ♀ S-3XL (8-18)



 100% COTTON



DUKE DUKE LADY

Hooded jacket with metal zips at front and pockets. The heavy enzyme wash and terry cotton reverse gives this hoodie a soft to the touch feeling.

100% TERRY COTTON, ENZYME WASHED, 280 G/M²

900 Black, 600 Navy

♂ S-3XL, 5XL ♀ S-3XL (8-18)



OEKO-TEX®
CONFIDENCE IN TEXTILES
STANDARD 100
SE 14-218 Swerea IVF
Tested for harmful substances.
www.oeko-tex.com/standard100

 100% COTTON



906



606

LARKFORD LARKFORD LADY

Modern fit piqué polo with button-down collar, contrast lining inside collar, and contrast ribbing at cuffs. Men's polo features a chest pocket.

100% COMPACT COTTON, 250 G/M²

906 Black Mélange, 606 Dark Blue Mélange

♂ S-3XL, 5XL ♀ S-3XL (8-18)



900



600

PARKWICK PARKWICK LADY


Hooded jacket with fleece lining on the inside. Metal zip front, zipped chest pocket and two single welt pockets. Rib at bottom hem and sleeve cuffs. Contrast coloured drawstring at hood.

SHELL: 100% COTTON, 320 G/M²

LINING: 100% POLYESTER

900 Black, 600 Navy

♂ S-3XL, 5XL ♀ S-3XL (8-18)



AMERICAN V





AMERICAN U AMERICAN U LADY

Modern crewneck T-shirt with 2-layered stretch rib in the neck.

100% RING-SPUN, COMBED AND ENZYME WASHED COTTON, 180 G/M²

100 White, 600 Navy, 400 Red, 555 Faded Blue,
121 Ash (95% cotton, 5% viscose), 900 Black

♂ S-3XL, 5XL ♀ S-3XL (8-18)



OEKO-TEX®
CONFIDENCE IN TEXTILES
STANDARD 100
SE 14-218 Swerea IVF
Tested for harmful substances.
www.oeko-tex.com/standard100



100% COTTON



AMERICAN V

V-neck T-shirt for men. 2-layered stretch rib in the neck.

100% RING-SPUN, COMBED AND ENZYME WASHED COTTON, 180 G/M²

100 White, 900 Black

♂ S-3XL, 5XL



OEKO-TEX®
CONFIDENCE IN TEXTILES
STANDARD 100
SE 14-218 Swerea IVF
Tested for harmful substances.
www.oeko-tex.com/standard100



100% COTTON



LYNN

Ladies V-neck stretch top with ¾ sleeves.

90% COTTON, 10% LYCRA®, 220 G/M²


900 Black, 100 White

♀ S-2XL (8-16)



LYCRA®





J.HARVEST & FROST

J.HARVEST & FROST is all about fine corporate wear. We create clothing to help you look and feel your best! Our aim is to offer well-made, detailed and affordable products of the highest quality.

We are constantly reinventing our products and seeking new levels of performance for our products. This gives us control of every stage in the production process, resulting in high quality cotton fabrics, perfect cuts and the luxurious feeling you experience when wearing a piece of our collection.

THE J.HARVEST & FROST CONCEPT DIVISIONS

BLACK BOW - our top of the line collection. Full featured, true classic shirts with state of the art Nano treatment against spills, prepressed sleeves and Non-Iron treatment.

GREEN BOW - our classic collection of single colour Non-Iron treated shirts. Timeless classics that will never go out of style.

PURPLE BOW - our trend collection of the latest, most fashionable Non-Iron treated shirts. This collection is designed to meet the needs for fashion today and tomorrow.

RED BOW - our classic collection with a twist. Our well-worked Non-Iron treated shirts with contrast details to suit different situations.

MAKING THE FINER WEAR WORK





MEN'S REGULAR
S-3XL

J. HARVEST & FROST

BLACK BOW 60



100 WHITE



500 SKY BLUE



A MODERN
MULTIFUNCTION
SHIRT USING
ONLY THE
FINEST
LUXURIOUS
COTTON

- 100% LONG STAPLE COMPACT COTTON WITH MECHANICAL STRETCH.
- SOLID COLOUR. BLACK BOW LINE.
- NON-IRON TREATMENT: OUR SHIRTS ARE TREATED WITH A PATENTED ENVIRONMENTALLY FRIENDLY IRON-FREE SOLUTION
- NANO TECHNOLOGY: WATER, OIL AND STAIN REPELLENT.
- SPLIT BACK YOKE ENSURES SMOOTH CONTOURED

- SHOULDERS AND A GREATER RANGE OF MOTION.
- TAPED MAIN-SEAMS HELP THE SHIRT LOOK SHARP, WASH AFTER WASH.
- MODERN CUT-AWAY COLLAR.
- ELASTIC TOP BUTTON THREAD.
- LONG SLEEVE. ROUND-EDGE CUFF, WITH EXTRA BUTTON HOLE FOR CUFF LINKS.
- CURVED HEM.





MEN'S REGULAR
S-3XL



WOMAN
S-3XL (8-18)

J. HARVEST & FROST

GREEN BOW 01

500 SKY BLUE

100 WHITE

900 BLACK



NOTHING
BEATS THE
TIMELESS,
CLEAN LOOK
OF A SOLID
COLOURED
DRESS SHIRT

- 100% LONG STAPLE 2-PLY COMPACT COTTON FOR THE BEST POSSIBLE RESULT.
- FINE TWILL. SOLID COLOURS.
- GREEN BOW LINE.
- NON-IRON TREATMENT: OUR SHIRTS ARE TREATED WITH A PATENTED ENVIRONMENTALLY FRIENDLY IRON-FREE SOLUTION.
- SPLIT BACK YOKE ENSURES SMOOTH CONTOURED SHOULDERS, AND A GREATER RANGE OF MOTION.

- TAPED MAIN-SEAMS HELP THE SHIRT LOOK SHARP AND NEAT WASH AFTER WASH.
- SEMI CUT-AWAY COLLAR.
- LONG SLEEVE. SINGLE ANGLE-CUFF, WITH EXTRA BUTTON HOLE FOR CUFF LINKS.
- TALL, 4MM THICK BUTTONS FOR A SUBSTANTIAL AND MODERN FEELING.
- CURVED HEM.
- LADIES SHIRTS HAVE GREEN FABRIC CUFF LINKS.





MEN'S REGULAR
S-3XL



WOMAN
S-2XL (8-16)

J. HARVEST & FROST

PURPLE BOW 40



106 WHITE



506 SKY BLUE



A CLASSIC OXFORD SHIRT IS EVERY WARDROBE'S ESSENTIAL. GET THE PERFECT LOOK WITH THIS SOPHISTICATED SHIRT

- 100% LONG STAPLE 2-PLY COMPACT COTTON FOR THE BEST POSSIBLE RESULT.
- FINE OXFORD, SOLID COLOUR.
- PURPLE BOW LINE.
- NON-IRON TREATMENT: OUR SHIRTS ARE TREATED WITH A PATENTED ENVIRONMENTALLY FRIENDLY IRON-FREE SOLUTION.
- SPLIT BACK YOKE ENSURES SMOOTH CONTOURED SHOULDERS, AND A GREATER RANGE OF MOTION.
- TAPED MAIN-SEAMS HELP THE SHIRT LOOK

SHARP AND NEAT WASH AFTER WASH.

- SOFT BUTTON DOWN COLLAR, WITH A THIRD BUTTON AT THE BACK OF THE COLLAR.
- LONG SLEEVE. SINGLE ANGLE-CUFF, WITH EXTRA BUTTON HOLE FOR CUFF LINKS.
- ROUND CLASSIC BUTTONS GIVES A SPORTY LOOK.
- RAISED PLACKET AND CURVED HEM.
- MEN'S SHIRTS FEATURE A PIPED CHEST POCKET
- LADIES SHIRTS HAVE MATCHING PURPLE FABRIC CUFF LINKS.





MEN'S REGULAR
S-3XL

J. HARVEST & FROST

PURPLE BOW 41



601 NAVY CHECK



501 SKY BLUE CHECK



A GINGHAM
CHECK
SHIRT IS
A CLASSIC
THAT EVERY
MAN SHOULD
HAVE IN HIS
ROTATION

- 100% LONG STAPLE 2-PLY COMPACT COTTON FOR THE BEST POSSIBLE RESULT.
- FINE TWILL. GINGHAM CHECK.
- PURPLE BOW LINE.
- NON-IRON TREATMENT: OUR SHIRTS ARE TREATED WITH A PATENTED ENVIRONMENTALLY FRIENDLY IRON-FREE SOLUTION.
- SPLIT BACK YOKE ENSURES SMOOTH CONTOURED SHOULDERS, AND A GREATER RANGE OF MOTION.
- TAPED MAIN-SEAMS HELP THE SHIRT LOOK

- SHARP AND NEAT WASH AFTER WASH.
- SOFT BUTTON DOWN COLLAR, WITH A THIRD BUTTON AT THE BACK OF THE COLLAR.
- PIPED CHEST POCKET.
- LONG SLEEVE. SINGLE ANGLE-CUFF. EXTRA BUTTON HOLE FOR CUFF LINKS.
- TALL, 4MM-THICK BUTTONS FOR A SUBSTANTIAL AND MODERN FEELING.
- CURVED HEM.



New!



MEN'S REGULAR
S-3XL

J. HARVEST & FROST

PURPLE BOW 49




601 NAVY



THE MODERN &
SOPHISTICATED
JACQUARD
SHIRT WITH
MECHANICAL
STRETCH
FOR BETTER
COMFORT

- 100% LONG STAPLED COMPACT COTTON. WITH NEW AND INNOVATIVE MECHANICAL STRETCH
- PURPLE BOW LINE.
- NAVY JACQUARD FABRIC, WOVEN WITH WHITE MICRO DOTS.
- NON-IRON TREATMENT: OUR SHIRTS ARE TREATED WITH A PATENTED ENVIRONMENTALLY FRIENDLY IRON-FREE SOLUTION.
- SPLIT BACK YOKE ENSURES SMOOTH CONTOURED SHOULDERS, AND A GREATER RANGE OF MOTION.
- TAPED MAIN-SEAMS HELP THE SHIRT LOOK SHARP AND NEAT WASH AFTER WASH.
- MODERN CUTAWAY COLLAR WITH SOFT INTERLINING. INVISIBLE UNDER COLLAR BUTTON DOWN FEATURE.
- LONG SLEEVE. SOFT ROUND EDGE-CUFF, WITH EXTRA BUTTON HOLE FOR CUFF LINKS.
- PEARLESCENT BUTTONS, FOR A LUXURIOUS LOOK
- CURVED HEM.

MODEL WEARS RED BOW 20 WOMAN



New!



OEKO-TEX®
CONFIDENCE IN TEXTILES
STANDARD 100
SE 14-218 Swerea IVF
Tested for harmful substances.
www.oeko-tex.com/standard100



MEN'S REGULAR
S-3XL



WOMAN
S-2XL (8-16)

J. HARVEST & FROST

RED BOW 20



1066 WHITE / NAVY



5066 SKY BLUE / NAVY



THE CLASSIC
SOLID
COLOURED
DRESS SHIRT
REINVENTED
WITH A TWIST

- 100% COTTON. LONG STAPLE 2-PLY COMPACT COTTON.
- RED BOW LINE.
- SOLID COLOUR.
- NON-IRON TREATMENT: OUR SHIRTS ARE TREATED WITH A PATENTED ENVIRONMENTALLY FRIENDLY IRON-FREE SOLUTION.
- SPLIT BACK YOKE ENSURES SMOOTH CONTOURED SHOULDERS, AND A GREATER RANGE OF MOTION.

- TAPED MAIN-SEAMS HELP THE SHIRT LOOK SHARP AND NEAT WASH AFTER WASH.
- SEMI CUT-AWAY COLLAR.
- LONG SLEEVE. SINGLE ANGLE-CUFF, WITH EXTRA BUTTON HOLE FOR CUFF LINKS.
- TALL, 4MM-THICK BUTTONS FOR A SUBSTANTIAL, MODERN LOOK.
- CURVED HEM.



PLAYER'S CHOICE



WHAT IS SO SPECIAL ABOUT A PLAYER'S CHOICE SHIRT FROM JAMES HARVEST?

It is the distinctive details that make them special and exclusive. Each shirt consists of 23+ unique design parts which have been assembled with perfect precision.

ONLY QUALITY FABRICS

The shirts in the Player's Choice series consist of 100% combed cotton, spun into fine, thin filaments. The higher the yarn count, the better the feel of the fabric.

The fabric has two yarns spun together to make one, to give added strength and durability. The fabric is then treated with a high quality easy care finish for easy maintenance of the garment.

by James Harvest

OEKO-TEX®
CONFIDENCE IN TEXTILES
STANDARD 100
SE 14-218 Swerea IVF
Tested for harmful substances.
www.oeko-tex.com/standard100



RENO RENO LADY

High quality modern fit shirt in easy care treated fabric. Reinforced seams in collar and sleeve ends. Striped pattern with contrast fabric at cuffs, placket and inside collar.

100% COMBED COTTON

513 Light Blue stripe with pearl buttons

913 Grey stripe with grey buttons

613 Navy stripe with navy buttons

♂ S-3XL, 5XL ♀ S-3XL (8-18)

OEKO-TEX®
CONFIDENCE IN TEXTILES
STANDARD 100
SE 14-218 Swerea IVF
Tested for harmful substances.
www.oeko-tex.com/standard100



TRIBECA TRIBECA LADY

High quality modern fit shirt in easy care treated fabric. Reinforced seams in collar and sleeve ends. Checked pattern with coloured neck tape and contrast stripe inside cuffs, placket and collar.

100% COMBED COTTON

533 Blue check with pearl buttons

513 Light Blue check with pearl buttons

903 Black check with black buttons

♂ S-3XL, 5XL ♀ S-3XL (8-18)

RENO



BALTIMORE





500 600 100 900

BALTIMORE BALTIMORE LADY

High quality modern fit shirt in easy care treated fabric. Reinforced seams in collar and sleeve ends. Contrast fabric at cuffs, placket and inside collar.

100% COMBED COTTON

500 Light Blue with navy buttons

600 Navy with navy buttons

100 White with pearl buttons

900 Black with black buttons

♂ S-3XL, 5XL ♀ S-3XL (8-18)



OEKO-TEX®
CONFIDENCE IN TEXTILES
STANDARD 100
SE 14-218 Swerea IVF
Tested for harmful substances.
www.oeko-tex.com/standard100



100% COTTON



EASY CARE
TREATED



506 100 914

REDDING REDDING LADY

High quality modern fit shirt in easy care treated oxford fabric. Tone on tone buttons, coloured neck tape and contrast fabric at cuffs and inside collar.

100% COTTON

506 Blue, 100 White, 914 Charcoal

♂ S-3XL, 5XL ♀ S-3XL (8-18)



OEKO-TEX®
CONFIDENCE IN TEXTILES
STANDARD 100
SE 14-218 Swerea IVF
Tested for harmful substances.
www.oeko-tex.com/standard100



100% COTTON



EASY CARE
TREATED



901

501

601

BURLINGHAM

Men's modern fit jersey shirt in oxford knit. Button down collar, contrasting pearl buttons and a slightly curved bottom hem. Contrast fabric inside collar and at side slit.

64% COTTON, 36% POLYESTER

901 Black/White, 501 Light Blue, 601 Navy/White

♂ S-3XL, 5XL



910



511

FAIRFIELD VIRGINIA LADY



100% COTTON



EASY CARE
TREATED

Exclusive, high quality, classic fit shirt. Easy care treated with taped seams. Features engraved buttons. Men's shirt has a chest pocket.

100% COMBED COTTON

910 Grey stripe, 511 Blue stripe

♂ S-3XL

♀ S-2XL (8-16)







175

555

900

600

TREEMORE

Unisex twill shirt featuring chest pockets with button flaps. Western yoke, soft collar, adjustable cuffs and curved bottom hem.

100% COTTON. ENZYME WASHED.

175 Sand, 555 Faded Blue, 900 Black, 600 Navy

XS-3XL, 5XL



616

BRIGHAM

Mens' modern fit flannel shirt. White contrast inside yoke, cuffs and side slit. Button down collar, chest pocket on left side and a slightly curved bottom hem.

100% BRUSHED COTTON

616 Navy/White check

♂ S-3XL





592

JUPITER JUPITER LADY

Lightweight denim look shirt in a modern fit. Contrast checked pattern inside yoke, cuffs and side slit. Button down collar, chest pockets and a slightly curved hem.

100% COTTON

592 Denim

♂ S-3XL

♀ S-2XL (8-16)



600



170



900



536



100



400

L.A. CAP



100% COTTON

Cap in brushed cotton twill, with pre-curved peak and adjustable Velcro® strap at back.

100% COTTON

600 Navy, 170 Sand, 900 Black, 536 Blue, 100 White, 400 Red,

ONE SIZE FITS ALL

OEKO-TEX®
CONFIDENCE IN TEXTILES
STANDARD 100
SE 14-219 Swerea IVF
Tested for harmful substances.
www.oeko-tex.com/standard100



900

150

600

CARSON

Men's durable classic twill shorts with slanted side pockets and jetted pockets at back. Contrast button at fly and at back pocket fastenings.

98% COTTON, 2% ELASTANE, 290G/M²

900 Black, 150 Beige, 600 Navy

♂ S-4XL



LOCKWOOD





LOCKWOOD LOCKWOOD LADY

Durable wind and water resistant knitted softshell jacket with good breathability. The jacket is plated with fleece (doubleface) and features inverted panels at sleeves, sides and collar. Fully zipped front and two zip pockets. Neck tape in contrast colour. Elastic edging at bottom hem and sleeve cuffs.

100% POLYESTER, PIQUÉ KNITTED SOFTSHELL, 330 G/M²

600 Navy, 900 Black

♂ S-3XL, 5XL ♀ S-3XL (8-18)



WIND PROOF



STRETCH
MATERIAL



SNYDER SAVANNAH LADY

Fully lined, water repellent, softshell jacket with waterproof and breathable membrane. Elastic drawstring at bottom hem and top of collar. Fleece lining inside collar. Two zipped inner pockets, one with cord opening. Sleeve lining and zip pullers in matching contrast colours. The lining can be opened for ease of decoration.

SHELL OUTSIDE: 96% POLYESTER, 4% SPANDEX

SHELL INSIDE: 100% POLYESTER

LINING: 100% POLYESTER

600 Navy, 900 Black

♂ S-3XL, 5XL ♀ XS-2XL (6-16)



WATER RESISTANT



WIND PROOF

Thermolite®
THERMOLITE MICRO
LIGHTWEIGHT PADDING



WIND PROOF



PACK IN
POCKET



900



620



600

DEER RIDGE DEER RIDGE LADY

Quilted lightweight jacket. Fully lined with hidden hood inside the collar (invisible zip). Reversed coil zip at centre front, and pockets. Elastic binding at bottom hem and sleeves. Jacket can be tucked into the front pocket which transforms into its own storage pouch. Invisible zip on the inside for ease of decoration.

SHELLFABRIC: 100% POLYESTER, CIRE FINISH ON THE INSIDE, 56 G/M²

PADDING: 100% PES PADDING (THERMOLITE® MICRO, 60G/M²)

LINING: 100% NYLON

900 Black, 620 Metal Blue, 600 Navy

♂ S-3XL, 5XL ♀ S-3XL (8-18)



WATER RESISTANT



900

BURNEY

Water resistant **unisex** padded vest with water proof zippers, elastic drawstring at bottom hem and top of collar. Fleece in pockets and inside collar. Two zipped inner pockets, one with cord opening. The yoke can be opened for ease of decoration.

SHELL: 100% POLYESTER

LINING/PADDING: 100% POLYESTER

900 Black

XS-3XL

DEER RIDGE



HARRINGTON





600

HARRINGTON

Unisex jacket with two inner pockets, knitted rib at bottom sleeve, top of collar and bottom hem. Lining in contrasting check fabric. The lining can be opened for ease of decoration.

SHELL: 50% COTTON, 50% POLYESTER

LINING: 75% COTTON, 25% POLYESTER

600 Navy

S-3XL



135



907

RICHMOND SANTA ANA LADY

Heavy knit fleece hoodie. Decorative flatlock seams and elastic edging at bottom hem and sleeve cuffs. Zippers at centre front and front pockets. Brushed on the inside for a softer feeling. Anti-pilling treated.

100% POLYESTER, 320 G/M²

135 Grey Mélange, 907 Anthracite

♂ S-3XL

♀ S-2XL (8-16)





CORDURA®
DUPONT CORDURA
REINFORCEMENTS



900



137



600

ISLANDBLOCK ISLANDBLOCK LADY

Functional wind and waterproof shell jacket with contemporary design. Zip under armhole for better ventilation. Sleeve pocket, front pocket, chest pocket and inner pocket. High abrasion resistant Cordura on elbows and lower back (Cordura is a strong nylon fabric resistant to tears, scuffs and abrasion).

High front collar, detachable hood, reflective piping and contrasting zips. Taped Seams. Mesh lining can be opened for ease of decoration.

100% POLYESTER, WP 8000MM, MVP 5000G/M²

900 Black, 137 Light Grey, 600 Navy,

♂ S-3XL, 5XL ♀ S-2XL (8-16)



600



900

COVENTRY COVENTRY LADY

Functional wind and waterproof jacket with taped seams and waterproof zippers. Detachable hood, adjustable drawstring at bottom hem and hood, as well as Velcro® adjustable cuffs. Outside chest pocket and inside chest pocket. Zipper opening at back and hood lining for ease of decoration.

100% POLYESTER, WP 5000MM, MVP 5000G/M²

600 Navy, 900 Black

♂ S-5XL ♀ S-3XL (8-18)



MALE MODEL WEARS MILES





MILES MILES LADY

Smooth fleece jacket constructed of waffle-knit for insulation and moisture wicking. Two zipped pockets at front with mesh lining to provide extra ventilation. Wind placket behind the main zipper. Thumb hole opening at each sleeve. Contrast overlock seams.

94% POLYESTER, 6% SPANDEX, 260 G/M²

900 Black, 600 Navy

♂ S-3XL, 5XL ♀ S-3XL (8-18)



MYERS

Men's hybrid jacket of wind and water repellent softshell and heat-quilted interlock with high breathability. Softshell panels form the sleeves, shoulders and hood. Body of heat-quilted interlock with microfleece lining. Adjustable hood opening, elasticated waistband and Velcro® adjustable cuffs. Three zipped pockets at front with extra ventilation and a zipped inner pocket. Mesh-lined front piece.

SOFT SHELL: 96% POLYESTER, 4% SPANDEX, 280 G/M².

BONDED WITH 100% PES FLEECE.

BODY: THERMAL QUILTED INTERLOCK WITH MICRO FLEECE INSIDE.

100% POLYESTER, 280 G/M².

900 Black, 600 Navy

♂ S-3XL, 5XL





WIND RESISTANT



900

KINGSPORT

Business coat with light padding. Hidden hood inside the collar. Two large front pockets with button closure and two slanted zipped chest pockets. The lining can be opened for ease of decoration.

100% POLYESTER

900 Black

♂ S-3XL, 5XL



WATER PROOF
WP 5,000



WIND PROOF



VITAL SEAMS
TAPED



BREATHABILITY
MVP 5,000



600



900

WESTLAKE

Unisex waterproof and breathable parka with practical pockets at front and inside jacket. A two way zipper at front makes it easier to sit down. Adjustable drawstring at bottom hem and hood. Zipper at bottom sleeve with ribbed cuff inside. Quilted inside lining can be opened for ease of decoration.

100% NYLON, WP 5000MM, MVP 5000G/M²

600 Navy, 900 Black

S-3XL



Printer Active Wear 2020



Printer Active Wear stays mainly on the sporty side of fashion. Made to be comfortable and durable, the gear allows extra movement and flexibility.

The lightweight and durable garments are perfect for active professionals or dynamic leisure. Printer offers affordable, well designed items in a synchronised colour palette in a wide array of styles and sizes.

Best Value In Large Volumes



WIND RESISTANT



BLUESIGN
APPROVED



LIGHTWEIGHT
MATERIAL



CHANGE
ZIP PULLERS



New!



EXPEDITION

Unisex softshell / lightweight jacket. Yoke and side panels of softshell (fabric 1). Body (front & back) and sleeves of padded lightweight quality (fabric 2). Black trim at cuffs and bottom hem. Two-coloured zipper at front and pockets. Additional coloured zip pullers are available to better match your brand.

FABRIC 1) SOFTSHELL; 94% POLYESTER, 6% SPANDEX, BONDED WITH 100% POLYESTER FLEECE.

FABRIC 2) 100% POLYESTER WITH BLUESIGN APPROVED PADDING. 100G/M² IN BODY, 80G/M² IN SLEEVES.

935 Steel Grey includes yellow zip pullers

400 Red includes grey zip pullers

600 Navy includes red zip pullers

900 Black includes green zip pullers

S-3XL, 5XL



WIND PROOF



WATER RESISTANT



STRETCH
MATERIAL



VELCRO AT
CUFFS



CHANGE
ZIP PULLERS



VERT VERT LADY

Lightweight softshell jacket with 3 layer fabric. Functional membrane and warming fleece on inside. Contrast zips on front and pockets. Elastic drawstring at hem and Velcro® adjustable cuffs. Additional coloured zip pullers are available to better match your brand.

96% POLYESTER, 4% ELASTANE

950 Grey, 600 Navy, 900 Black

♂ S-3XL, 5XL ♀ S-3XL (8-18)



Printer
ACTIVE WEAR





OEKO-TEX®
CONFIDENCE IN TEXTILES
STANDARD 100
SE 14-218 Swerea IVF
Tested for harmful substances
www.oeko-tex.com/standard100



SURF RSX SURF LADY

Modern fit piqué polo shirt, flat knit at collar and sleeves.
Neck tape, side slits and three buttons at front placket.

100% COMBED COTTON, 200 G/M²

100 white, 632 blue, 935 grey, 600 navy
173 sand, 728 green, 400 red, 900 black

♂ S-3XL, 5XL ♀ S-3XL (8-18)



TRIAL

Unisex softshell jacket in bonded fabric with stretch capabilities. Two-coloured zipper at front and pockets. Adjustable cuffs with Velcro® and drawstring at bottom hem. Nylon lining inside the sleeves. Additional coloured zip pullers are available to better match your brand.

96% POLYESTER, 4% SPANDEX, BRUSHED INSIDE. 280 G/M²

935 grey includes yellow zip pullers
400 red includes grey zip pullers
600 navy includes red zip pullers
900 black includes green zip pullers

XS-3XL, 5XL





OVERHEAD OVERHEAD LADY

Hooded jacket with contrast coil zip at front and two single welt pockets. Rib at bottom hem and sleeve cuffs. Additional coloured zip pullers are available to better match your brand.

60% COTTON, 40% POLYESTER, 280G/M²

935 Grey includes yellow zip pullers

600 Navy includes red zip pullers

900 Black includes green zip pullers

♂ S-3XL, 5XL ♀ XS-2XL (6-16)



ZIP PULLERS

Mix & Match our range of colourful zip pullers with our stylish Printer jackets.

With 9 different colours to choose from, you can customise each jacket to suit your needs.

Individual colours are sold separately, 4 per pack.

900 Black, 400 Red, 307 Orange, 220 Yellow, 100 White, 935 Grey, 728 Green, 632 Blue, 600 Navy,



900

FENCING

Padded water resistant **unisex** jacket with padded detachable hood, and hidden rib cuffs at bottom sleeves. Fleece inside collar and pockets. Two large front pockets with button closure. Zipped chest pocket and pocket on sleeve. The lining can be opened for ease of decoration.

100% POLYESTER CANVAS WITH COATING

LINING: 100% POLYESTER

PADDING: 100% POLYESTER

900 Black

XS-3XL

Printer
ACTIVE WEAR

OVERHEAD

Printer
ACTIVE WEAR

-PRINTER-
20
Surf
20
ACTIVE WEAR



900

600

SURF PRO RSX SURF PRO LADY

Modern fit piqué polo with 3 buttons at front placket, neck tape, side slits and cuff at bottom sleeves.

60% COTTON, 40% POLYESTER, 200 G/M²

900 Black, 600 Navy

♂ S-3XL, 5XL ♀ S-2XL (8-16)



OEKO-TEX®
CONFIDENCE IN TEXTILES
STANDARD 100
SE 14-218 Swerea IVF
Tested for harmful substances.
www.oeko-tex.com/standard100



900

600

SKELETON

Unisex padded softshell jacket with detachable hood. Pre-curved sleeves, adjustable drawstring at bottom hem and Velcro® adjustable cuffs. Front pockets and chest pocket with zippers and one mesh pocket. The lining on the hood and at the base of the jacket can be opened for ease of decoration. Additional coloured zip pullers are available to better match your brand.

SHELL: 100% POLYESTER WITH TPU MEMBRANE, 280 G/M²

PADDING: 100% POLYESTER, WEIGHT 80 G/M² IN BODY,
60 G/M² IN HOOD AND SLEEVES

LINING: 100% POLYESTER

900 Black, 600 Navy

XS-3XL, 5XL



WIND PROOF



WATER RESISTANT



REFLECTIVE
PIPING



VELCRO AT
CUFFS



CHANGE
ZIP PULLERS



WIND PROOF



PACK IN
POCKET



CHANGE
ZIP PULLERS



HEADWAY

Unisex lightweight windbreaker jacket with detachable hood. Contrast coloured trim at cuffs and bottom hem. Contrast coloured zip pullers at front and pockets. Additional coloured zip pullers are available to better match your brand.


100% POLYESTER

900 Black comes with green zip pullers

632 Blue comes with white zip pullers

600 Navy comes with red zip pullers

XS-3XL, 5XL



FLEXBALL

Contemporary knitted beanie, can be worn in different ways. Sewn double folded for a thick and stable feeling, the only seams are on top. Comes with a small plastic hanger for easy display.

100% ACRYLIC

900 Black, 400 Red, 935 Steel Grey, 600 Navy

ONE SIZE FITS ALL



JOG

Sporty **unisex** full zip jacket with zipper at collar for extra detail. Two-coloured drawstring at front and contrasting tape at neck.

100% POLYESTER TWILL, 310 G/M²

400 Red, 900 Black

S-3XL, 5XL

Printer
ACTIVE WEAR

HEADWAY



FRESH, FUN, FUNCTIONAL

No matter what your business requirements are, Beacon Sportswear can provide you with a fresh and stylish solution to enhance your company profile and inspire the spirit of unity amongst your employees and clients.

Inspired by the grandeur of the New England Coastline, our garments are designed with an eye for fine detail, provide comfort and functionality, and are made from high quality fabrics.

A SHINING LIGHT IN SPORTS AND BUSINESS WEAR





REYES



REYES

Unisex sporty three-in-one wind and waterproof jacket with fully taped seams. Rip-stop patterned outer fabric and mesh lining. Two outer zip pockets and one hidden chest pocket. Detachable hood. Drawstring bottom and Velcro® adjustable cuffs. Removable micro fleece jacket with nylon lined sleeves, two outer pockets as well as inner pockets. Mesh lining can be opened for ease of decoration.

OUTER SHELL: 100% POLYESTER. LINING: 100% POLYESTER.

WP 3000MM, MVP 3000G/M². WEIGHT 260G/M².

INNER SHELL: 100% POLYESTER.

Colour: 900 Black.

SIZES: XS-4XL



ARENA



ARENA

Unisex quilted vest with fleece lining. Two front zip pockets and hidden chest pocket. Lining at inside yoke can be opened for ease of decoration. Binding at collar, hem and around the armholes.

SHELL: 100% NYLON.

LINING: 100% POLYESTER.

FILLING: 100% POLYESTER.

Colour: 900 Black.

SIZES: XS-4XL



LOMA



LOMA

Unisex puffer vest with two outside zip pockets, and one inside pocket with exit for ear phones. Micro fleece lining in collar. The lining can be opened for ease of decoration.

SHELL: 100% POLYESTER.

LINING: 100% POLYESTER.

PADDING: 100% POLYESTER.

Colours: 600 Navy, 900 Black.

SIZES: XXS-3XL, 5XL



HUDSON



HUDSON

Unisex puffer jacket with two outside zip pockets, and one inside pocket with exit for ear phones. Micro fleece lining in collar. The lining can be opened for ease of decoration.

SHELL: 100% POLYESTER.

LINING: 100% POLYESTER.

PADDING: 100% POLYESTER.

Colours: 900 Black.

SIZES: XXS-3XL, 5XL

PERKINS & LIBBY



WIND RESISTANT



WATER RESISTANT



VELCRO AT
CUFFS

PERKINS LIBBY LADY

Wind and water repellent softshell jacket. Two side pockets with zips and one inner pocket. Patch pocket on sleeve with zipper. Adjustable drawstring at bottom hem and Velcro® adjustable cuffs. Curved back side of garment, longer than front.

100% POLYESTER, MICROFLEECE & ELASTIC POLYESTER
WITH PU LAMINATE, 320G/M².

Colours: 900 Black, 600 Navy.

SIZES: ♂ S-3XL, 5XL ♀ S-3XL (8-18)



MORGAN & MONTANA



WIND RESISTANT



WATER RESISTANT

MONTANA MORGAN LADY

Wind and water repellent softshell vest. Two side pockets with zips. Mens vest also has a zippered chest pocket. Adjustable drawstring at hem.

100% POLYESTER, MICROFLEECE & ELASTIC POLYESTER
WITH PU LAMINATE, 320G/M².

Colours: 600 Navy & 900 Black.

SIZES: ♂ S-3XL ♀ S-2XL (8-16)



CAPE HORN



CAPE HORN

Unisex lightly padded classic sailing jacket. Breathable, wind and waterproof jacket with taped seams. High fleece lined collar and detachable hood. Large distinct reflectors and reflective piping at the front. Drawstring at waist and hem. Four front pockets and one inner pocket with exit for earphones cable. Adjustable Velcro® cuffs and hidden inner neoprene cuffs. Quilted lining can be opened for ease of decoration.

SHELL: 100% NYLON. LINING: 100% POLYESTER. PADDING: 100% POLYESTER.
WP 10,000MM, MVP 8000G/M².

Colour: 600 Navy.

SIZES: XXS-3XL



CURTIS



CURTIS

Unisex wind and waterproof 3-layers shell jacket with taped seams and breathable function. Stretch material for increased mobility and comfort. Two front pockets with waterproof zippers. Adjustable cuffs with Velcro®. Adjustable drawstring at the hem and on the hood. Excellent jacket for layering and year-round use.

100% POLYESTER. WP 3000MM, MVP 3000G/M².

Colours: 600 Navy & 900 Black.

SIZES: XS-4XL



OEKO-TEX®
CONFIDENCE IN TEXTILES
STANDARD 100
SE 14-218 Swerea IVF
Tested for harmful substances
www.oeko-tex.com/standard100

LYCRA®



ALBATROSS

Ladies fitted piqué polo in stretch quality for increased flexibility. Chest darts for a better fit. Enzyme washed for a softer and smoother finish. All colours come with matching buttons.

95% COTTON, 5% LYCRA®, 200 G/M²

727 Spring Green, 400 Red

♀ S-2XL (8-16)



100

COVENTRY

Functional wind and waterproof jacket with taped seams and waterproof zippers. Detachable hood, adjustable drawstring at bottom hem and hood, as well as Velcro® adjustable cuffs. Outside chest pocket and inside chest pocket. Zipper opening at back and hood lining for ease of decoration.

100% POLYESTER, WP 5000MM, MVP 5000G/M²

100 White

♂ S-3XL



100

600

MORTON HEIGHTS

Men's modern fit piqué polo with side slits and matching buttons. The Morton Heights has a slimmer waist, shorter body length and shorter sleeves than the Morton. Enzyme washed for a softer and smoother finish.

100% COTTON, 220G/M²

100 White, 600 Navy

♂ S-3XL, 5XL



100

MORTON

Men's classic piqué polo with side slits and matching buttons. Enzyme washed for a softer and smoother finish.

100% COTTON, 220G/M²

100 White

♂ S-3XL



100

600

SEMORA

Ladies classic piqué polo with side slits and matching buttons. Chest darts for a better fit. Enzyme washed for a softer and smoother finish.

100% COTTON, 220G/M²

100 White, 600 Navy

♀ S-3XL (8-18)



OEKO-TEX®
CONFIDENCE IN TEXTILES
STANDARD 100
SE 14-218 Svenska IVF
Tested for harmful substances.
www.oeko-tex.com/standard100



100% COTTON



OEKO-TEX®
CONFIDENCE IN TEXTILES
STANDARD 100
SE 14-218 Svenska IVF
Tested for harmful substances.
www.oeko-tex.com/standard100



100% COTTON



OEKO-TEX®
CONFIDENCE IN TEXTILES
STANDARD 100
SE 14-218 Svenska IVF
Tested for harmful substances.
www.oeko-tex.com/standard100



100% COTTON



WIND RESISTANT



WATER RESISTANT



600



400

LANCASTER SARASOTA LADY

Fleece jacket with wind-stopping membrane. Wind and water resistant. Fully zipped fleece with zipped pockets. Fabric is inverted in side parts and elbow for a more "vivid" feeling. Neck tape in contrast colour. All colours have elastic bottom hem and at sleeve cuffs in black.

FLEECE: 100% POLYESTER, 350 G/M²

MESH: 94% POLYESTER, 6% SPANDEX

LANCASTER

600 Navy, 400 Red ♂ S-3XL

SARASOTA

900 Black ♀ S-2XL (8-16)



WIND RESISTANT



WATER RESISTANT



PASADENA

Unisex fleece vest with wind-stopping membrane. Wind and water resistant. Fully zipped fleece with zipped pockets. Neck tape and chest pocket zip in contrast colour. All colours have elastic bottom hem in black.

FLEECE: 100% POLYESTER, 350 G/M²

MESH: 94% POLYESTER, 6% SPANDEX

900 Black

XS-3XL



900



600

COLUMBUS CARABELLE LADY

Micro fleece jacket, outside not brushed. Contrast zippers and over lock seams.

96% POLYESTER, 4% SPANDEX

COLUMBUS

600 Navy ♂ S-3XL

CARABELLE

900 Black, 600 Navy, ♀ S-2XL (8-16)

GARMENT MEASUREMENT CHART

JACKETS & VESTS

ATLANTA		S	M	L	XL	2XL	3XL	
Half Chest		51	54	58	62	66	70	
Body Length		69.5	71	73	75	77	79	
Sleeve Length (ss)		67	68	69	70	71	72	
BURNEY	XS	S	M	L	XL	2XL	3XL	
Half Chest		47	52	56	60	64	68	72
Body Length (front)		61	66	70	73	76	79	82
Body Length (back)		64	69	73	76	79	82	85
CAPE HORN	XXS XS	S	M	L	XL	2XL	3XL	
Half Chest		50	54	58	62	66	70	74
Body Length		74	77	80	83	86	90	92
Sleeve Length (ss)		63	65	67	69	71	73	77
CARABELLE		S	M	L	XL	2XL		
Half Chest		47	50	53.5	58	63		
Body Length		63	65	67	69	71		
Sleeve Length (ss)		59	60	61	62	63		
COLUMBUS		S	M	L	XL	2XL	3XL	
Half Chest		48	52	56	60	64	68	
Body Length		66	69	72	75	78	81	
Sleeve Length (ss)		62	63.5	65	67	69	71	
COVENTRY		S	M	L	XL	2XL	3XL	5XL
Half Chest		55	58	61	65	69	73	81
Body Length front		73	75	77	79	81	83	86
Body Length back		75	77	79	81	83	85	89
Sleeve Length		68	70	72	74	76	78	79
COVENTRY LADY		S	M	L	XL	2XL	3XL	
Half Chest		52	55	58	62	66	70	
Body Length front		68	70	72	74	76	78	
Body Length back		70	72	74	76	78	80	
Sleeve Length		65.5	67	68.5	70	71.5	73	
CURTIS	XS	S	M	L	XL	2XL	3XL	4XL
Half Chest		48	52	56	60	64	68	72
Body Length front		64	68	72	75	77	81	83
Body Length back		67	71	75	78	80	82	84
Sleeve Length		65	67	69	70.5	71.5	72.5	73.5
DEER RIDGE		S	M	L	XL	2XL	3XL	5XL
Half Chest		53	56	59	63	67	71	79
Body Length HPS		70	72	74	77	80	83	89
Sleeve Length		67	68.5	70	71.5	73	73.5	74.5
DEER RIDGE LADY		S	M	L	XL	2XL	3XL	
Half Chest		49	52	56	60	64	68	
Body Length HPS		63	65	68	71	74	77	
Sleeve Length		63	64	65.5	67	67.5	68	
DUKE		S	M	L	XL	2XL	3XL	5XL
Half Chest		50	53	56	60	64	68	76
Body Length		69	70.5	72	74	76	78	82
Sleeve Length		65.5	67	68.5	70	70.5	71	72
DUKE LADY		S	M	L	XL	2XL	3XL	
Half Chest		46	49	53	57	61	65	
Body Length		63.5	65	67	69	71	73	
Sleeve Length		63.5	65	66.5	67	67.5	68	
EXPEDITION		S	M	L	XL	2XL	3XL	5XL
Half Chest		53	56	59	63	67	71	79
Body Length (HPS)		70	72	74	77	80	83	87
Sleeve Length (ss)		69	70	71	72.5	74	74.5	75.5
FENCING	XS	S	M	L	XL	2XL	3XL	
Half Chest		54	56	60	64	68	72	76
Body Length		78	82	86	89	92	95	98
Sleeve Length (ss)		60	64	67	70	72	73.5	75
HARRINGTON		S	M	L	XL	2XL	3XL	
Half Chest		52	57	62	68	74	80	
Body Length		66	71	76	78	80	82	
Sleeve Length (ss)		76	78.75	81.5	83.75	86	86.75	
HEADWAY	XS	S	M	L	XL	2XL	3XL	5XL
Half Chest		52	55	58	61	65	69	73
Body Length		69	71	73	76	79	81	87
Sleeve Length		67	69	71	73	75	77	81
HUDSON	XXS XS	S	M	L	XL	2XL	3XL	5XL
Half Chest		52	54	56	58	60	62	64
Body Length		69	70.5	72	73.5	75	76.5	78
Sleeve Length		65	66.5	68	69.5	71	72.5	74
ISLANDBLOCK		S	M	L	XL	2XL	3XL	5XL
Half Chest		55	58	61	65	69	73	81
Body Length Front		74	76	78	80	82	84	88
Body Length Back		78	80	82	84	86	88	92
Sleeve Length		70	72	74	76	78	80	82

ISLANDBLOCK LADY	S	M	L	XL	2XL			
Half Chest	51	54	57	61	65			
Body Length Front	70	72	74	76	78			
Body Length Back	73	75	77	79	81			
Sleeve Length	66.5	68	69.5	71	72.5			
JOG	S	M	L	XL	2XL	3XL	5XL	
Half Chest	53	56	59	63	67	71	79	
Body Length	70	71	72	73	74	75	77	
Sleeve Length (ss)	67	68	69	70	71	72	74	
KINGSPORT	S	M	L	XL	2XL	3XL	5XL	
Half Chest	56	59	62	66	70	74	80	
Body Length	80	81	82	83	84	85	87	
Sleeve Length	69	70	71	72	73	74	74	
LANCASTER	S	M	L	XL	2XL	3XL		
Half Chest	53	56	59	63	67	71		
Body Length	70	71.5	73	75	77	79		
Sleeve Length (ss)	64	65.5	67	69	71	73		
LIBBY	S	M	L	XL	2XL	3XL		
Half Chest	51	54	57	61	65	69		
Body Length (cb)	62	63	65	67	69	71		
Sleeve Length (cb)	80	82	84.5	87	89.5	92		
LOCKWOOD	S	M	L	XL	2XL	3XL	5XL	
Half Chest	51	54	58	62	66	70	78	
Body Length (front)	71.5	73	75	77	79	81	85	
Body Length (Back)	73.5	75	77	79	81	83	87	
Sleeve Length (from inner shoulder)	79.5	81	82.5	84	85.5	87	90	
LOCKWOOD LADY	S	M	L	XL	2XL	3XL		
Half Chest	47	50	54	58	62	66		
Body Length (front)	62.5	64	66	68	70	72		
Body Length (back)	64.5	66	68	70	72	74		
Sleeve Length (from inner shoulder)	71.5	73	74.5	76	77.5	79		
LOMA	XXS XS	S	M	L	XL	2XL	3XL	5XL
Half Chest	45	47	52	56	60	64	68	72
Body Length Back	60	64	69	73	76	79	82	85
Body Length Front	57	61	66	70	73	76	79	82
MILES	S	M	L	XL	2XL	3XL	5XL	
Half Chest	49	52	56	60	64	68	76	
Body Length (front)	68	70	72	75	78	81	87	
Body Length (back)	71	73	75	78	81	84	89	
Sleeve Length (ss)	80	81	82.5	84	85.5	87	90	
MILES LADY	S	M	L	XL	2XL	3XL		
Half Chest	47	50	54	58	62	66		
Body Length (front)	63.5	65	67	69	71	73		
Body Length (back)	66.5	68	70	72	74	76		
Sleeve Length (ss)	74.5	76	77.5	79	80.5	82		
MONTANA	S	M	L	XL	2XL	3XL		
Half Chest	52	55	58	61	65	69		
Body Length(Front)	67	69	71	73	75	77		
Body Length(Back)	71	73	75	77	79	81		
MORGAN	S	M	L	XL	2XL			
Half Chest	48	51	54	57	61			
Body Length (Front)	61	63	65	67	69			
Body Length (Back)	64	66	68	70	72			
MYERS	S	M	L	XL	2XL	3XL	5XL	
Half Chest	53	56	60	64	68	72	80	
Body Length (front)	72	74	76	78	80	82	86	
Body Length (back)	74	76	78	80	82	84	88	
Sleeve Length (ss)	81	82.5	84	86	88	90	92	
OVERHEAD	S	M	L	XL	2XL	3XL	5XL	
Half Chest	53	56	59	63	67	71	79	
Body Length	71	73	75	77	79	81	83	
Sleeve Length	66	67.5	69	71	73	75	77	
OVERHEAD LADY	XS	S	M	L	XL	2XL		
Half Chest	45	47	49	52	56	60		
Body Length	62	64	66	68	70	72		
Sleeve Length	61	63	65	67	68	69		
PARKWICK	S	M	L	XL	2XL	3XL	5XL	
Half Chest	50	53	56	60	64	68	76	
Body Length	69.5	71	72.5	74.5	76.5	78.5	80.5	
Sleeve Length	66	67	68	69	70	71	73	
PARKWICK LADY	S	M	L	XL	2XL	3XL		
Half Chest	46	49	52	55	58	61		
Body Length	61.5	63	65	67	69	71		
Sleeve Length	61	62	63	64	65	66		
PASADENA	XS	S	M	L	XL	2XL	3XL	
Half Chest	44	49	54	59	63	67	71	
Body Length	58	63	68	73	75	77	79	
Half Bottom Width	47	50	53	57	61	65	69	

PERKINS		S	M	L	XL	2XL	3XL	5XL
Half Chest		56	59	62	66	70	74	82
Body Length		68	70	72	74	76	78	82
Sleeve Length (ss)		64	65.5	67	69	71	73	77
REYES	XS	S	M	L	XL	2XL	3XL	4XL
Half Chest		51	56	60	64	68	72	76
Body Length		66	70	74	78	80	82	84
Sleeve Length		64	66	68	70	71	72	73
RICHMOND		S	M	L	XL	2XL	3XL	
Half Chest		52	55	58	62	66	70	
Body Length		68	70	72	74	76	78	
Sleeve Length (ss)		64	66	68	70	72	74	
SANTA ANA		S	M	L	XL	2XL		
Half Chest		46	50	54	59	65		
Body Length		65	67	69	71	73		
Sleeve Length (ss)		60	61	62	63	64		
SAVANNAH	XS	S	M	L	XL	2XL		
Half Chest		44	47	50	53.5	58	63	
Body Length		63	65	67	69	71	73	
Sleeve Length (ss)		58	59	60	61	62	63	
SKELETON	XS	S	M	L	XL	2XL	3XL	5XL
Half Chest		48	52	57	62	66	70	74
Body Length Front		64	68	72	76	78	80	82
Body Length Back		66	70	74	78	80	82	84
Sleeve Length (ss)		62.5	64	65.5	67	68.5	70	71.5
SNYDER		S	M	L	XL	2XL	3XL	5XL
Half Chest		52	56	60	64	68	72	80
Body Length		70	73	76	79	82	85	91
Sleeve Length (ss)		66	67.5	69	71	73	75	77
TRIAL	XS	S	M	L	XL	2XL	3XL	5XL
Half Chest		48	52	56	60	64	68	72
Body Length (front)		69	71	73	75	77	79	82
Sleeve Length (ss)		68.5	69.5	70.5	71.5	73	74.5	75
VERT		S	M	L	XL	2XL	3XL	5XL
Half Chest		54	57	60	63	67	71	79
Body Length		71	73	75	77	79	82	88
Sleeve Length		69.5	70.5	71.5	72.5	73.5	74.5	76.5
VERT LADY		S	M	L	XL	2XL	3XL	
Half Chest		49	52	55	59	63	67	
Body Length		64	66	68	70	72	74	
Sleeve Length		64	65	66	67	68	69	
WESTLAKE		S	M	L	XL	2XL	3XL	
Half Chest		56.5	59.5	63.5	67.5	71.5	75.5	
Body Length (front)		86	88	90	92	94	96	
Body Length (back)		90	92	94	96	98	100	
Sleeve Length (ss)		69.5	70.5	71.5	72.5	73.5	74	

S H I R T S

BALTIMORE		S	M	L	XL	2XL	3XL	5XL
Half Chest		52	55	58	62	66	70	78
Body length from CB		76.5	78.5	80.5	82.5	84.5	86.5	90.5
Sleeve Length		65	67	69	70.5	72	73.5	76.5
BALTIMORE LADY		S	M	L	XL	2XL	3XL	
Half Chest		46	49	52	56	60	64	
Body length from CB		66	67.5	69	70.5	72	73.5	
Sleeve Length		62	63	64	65	66	67	
BRIGHAM		S	M	L	XL	2XL	3XL	
Half Chest		52	55	58	62	66	70	
Body Length		76.5	78.5	80.5	82.5	84.5	86.5	
Sleeve Length		65	67	69	70.5	72	73.5	
BURLINGHAM		S	M	L	XL	2XL	3XL	5XL
Half Chest		51	54	57	61	65	69	77
Body length from CB		74	76	78	80	82	84	88
Sleeve Length		63	65	67	68.5	70	71.5	74.5
FAIRFIELD		S	M	L	XL	2XL	3XL	
Half Chest		56	59	62	66	70	74	
Body Length		75	76.5	78	80	82	84	
Sleeve Length (ss)		60	61.5	63	65	67	69	
JUPITER		S	M	L	XL	2XL	3XL	
Half Chest		52	55	58	62	66	70	
Body Length		76.5	78.5	80.5	82.5	84.5	86.5	
Sleeve Length (ss)		65	67	69	70.5	72	73.5	
JUPITER LADY		S	M	L	XL	2XL		
Half Chest		46	49	52	56	60		
Body Length		66	67.5	69	70.5	72		
Sleeve Length (ss)		62	63	64	65	66		
REDDING		S	M	L	XL	2XL	3XL	5XL
Half Chest		52	55	58	62	66	70	78
Body Length (cb)		75.5	77.5	79.5	81.5	83.5	85.5	89.5
Sleeve Length		65	67	69	70.5	72	73.5	76.5

REDDING LADY		S	M	L	XL	2XL	3XL	
Half Chest		46	49	52	56	60	64	
Body Length (cb)		66.5	67.5	69.5	71.5	73.5	75.5	
Sleeve Length		62	63	64	65	66	67	
RENO		S	M	L	XL	2XL	3XL	5XL
Half Chest		52	55	58	62	66	70	78
Body Length (cb)		76.5	78.5	80.5	82.5	84.5	86.5	90.5
Sleeve Length		65	67	69	70.5	72	73.5	76.5
RENO LADY		S	M	L	XL	2XL	3XL	
Half Chest		46	49	52	56	60	64	
Body Length (cb)		66.5	67.5	69.5	71.5	73.5	75.5	
Sleeve Length		62	63	64	65	66	67	
TREEMORE	XS	S	M	L	XL	2XL	3XL	5XL
Half Chest		49	52	55	58	62	66	70
Body Length		74.5	76.5	78.5	80.5	82.5	84.5	86.5
Sleeve Length		66	67	68	69	70.5	72	73.5
TRIBECA		S	M	L	XL	2XL	3XL	5XL
Half Chest		52	55	58	62	66	70	78
Body Length (cb)		76.5	78.5	80.5	82.5	84.5	86.5	90.5
Sleeve Length		65	67	69	70.5	72	73.5	76.5
TRIBECA LADY		S	M	L	XL	2XL	3XL	
Half Chest		46	49	52	56	60	64	
Body Length (cb)		66.5	67.5	69.5	71.5	73.5	75.5	
Sleeve Length		62	63	64	65	66	67	
VIRGINIA		S	M	L	XL	2XL		
Half Chest		52	54	56	58	62		
Body Length		65	67	69	71	73		
Sleeve Length		59	60	61	62	63		

J . H A R V E S T & F R O S T

MENS SHIRTS		S	M	L	XL	2XL	3XL	
Half Chest		53	56	59	62	65	69	
Body length from CB		79	80.5	82	83.5	84	86	
Sleeve Length		67	68	69	70	70	71	
LADIES SHIRTS		S	M	L	XL	2XL	3XL	
Half Chest		47	49	51	53	55	59	
Body length from CB		66	67.5	69	70.5	72	74	
Sleeve Length		60.5	61.5	62.5	63	63.5	64	

P O L O S & T - S H I R T S

ALBATROSS		S	M	L	XL	2XL	3XL	
Half Chest		45	47	49	52	55	58	
Body Length		62	64	66	68	70	72	
Sleeve Length (incl. rib)		19.5	20	20.5	21	21.5	22	
AMHERST		S	M	L	XL	2XL	3XL	5XL
Half Chest		49	52	55	59	63	67	75
Body Length		69	70.5	72	74	76	78	80
Sleeve Length		20	21	22	23	24	25	25
AMHERST LADY		S	M	L	XL	2XL	3XL	
Half Chest		44	46	49	52	55	58	
Body Length		62	63.5	65.5	67.5	69.5	71.5	
Sleeve Length		18.5	19	19.5	20	20.5	21	
AMERICAN U		S	M	L	XL	2XL	3XL	5XL
Half Chest		50	53	56	60	64	68	76
Body Length from shoulder		71	72.5	74	77	80	83	89
Sleeve Length		18	18.5	19	19.5	20	20.5	21.5
AMERICAN U LADY		S	M	L	XL	2XL	3XL	
Half Chest		45	48	52	56	60	64	
Body Length from shoulder		64.5	66	68	70	72	74	
Sleeve Length		15	15.5	16	16.5	17	17.5	
AMERICAN V		S	M	L	XL	2XL	3XL	5XL
Half Chest		50	53	56	60	64	68	76
Body Length from shoulder		71	72.5	74	77	80	83	89
Sleeve Length		18	18.5	19	19.5	20	20.5	21.5
ANDERSON		S	M	L	XL	2XL	3XL	5XL
Half Chest		50	53	56	60	64	68	76
Body Length		70	71.5	73	75	77	79	83
Sleeve Length		18	19	20	21	22	23	25
ANTREVILLE	XS	S	M	L	XL	2XL	3XL	
Half Chest		44	46	48	50	53	56	59
Body Length		62	63	64	66	68	70	72
Sleeve Length		15	16	17	18	19	20	21
AVON		S	M	L	XL	2XL	3XL	5XL
Half Chest		52	55	58	62	66	70	78
Body Length		70	71.5	73	75	77	79	83
Sleeve Length (ss)		19	20	21	22	23	24	26

AVON LADY	XS	S	M	L	XL	2XL	3XL
Half Chest	43	45	47	49	52	55	58
Body Length	62	63	64	66	68	70	72
Sleeve Length (ss)	15	16	17	18	19	20	21

BIRDIE	S	M	L	XL	2XL
Half Chest	45	47	49	52	55
BodyW Length	60	62	64	66	68
Sleeve Length	7.5	8	8.5	9	9.5

EAGLE	S	M	L	XL	2XL	3XL	5XL
Half Chest	50	53	56	60	64	68	76
Body Length	68	70	72	75	78	81	85
Sleeve Length	20	21	22	23	24	25	27
Body Length Back	78	80	82	84	86	88	92
Sleeve Length	70	72	74	76	78	80	82

LARKFORD	S	M	L	XL	2XL	3XL	5XL
Half Chest	52	55	58	62	66	70	78
Body Length from shoulder point	70	71.5	73	75	77	79	83
Sleeve Length (including rib)	18	19	20	21	22	23	25

LARKFORD LADY	S	M	L	XL	2XL	3XL
Half Chest	47	49	51	54	57	60
Body Length from shoulder point	63	64	66	68	70	72
Sleeve Length (including rib)	16	17	18	19	20	21

LYNN	S	M	L	XL	2XL
Half Chest	39	42	45	49	54
Body Length	60	62	64	66	68
Sleeve Length (ss)	38.5	39	39.5	40	40.5

MORTON	S	M	L	XL	2XL	3XL
Half Chest	54	57	60	64	68	72
Body Length	73	74.5	76	78	80	82
Sleeve Length	25	26	27	28	29	30

MORTON HEIGHTS	S	M	L	XL	2XL	3XL	5XL
Half Chest	52	55	58	62	66	70	78
Body Length (from shoulder)	70	71.5	73	75	77	79	83
Sleeve Length	19	20	21	22	23	24	26

NEPTUNE REGULAR	S	M	L	XL	2XL	3XL	5XL
Half Chest	52	55	58	62	66	70	78
Body Length	71.5	73	74.5	76.5	78.5	80.5	84.5
Sleeve Length (incl. rib)	21	22	23	24	25	26	27
Half Bottom Sleeve	18	19	20	21	22	23	24

NEPTUNE MODERN	S	M	L	XL	2XL
Half Chest	49	52	55	59	63
Body Length	68.5	70	71.5	73.5	75.5
Sleeve Length (incl. rib)	19	20	21	22	23
Half Bottom Sleeve	17	18	19	20	21

NEPTUNE WOMAN	XS	S	M	L	XL	2XL	3XL
Half Chest	41	44	47	50	54	58	62
Body Length	61	62.5	64	66	68	70	72
Sleeve Length (incl. rib)	17	17.5	18	18.5	19	19.5	20
Half Bottom Sleeve	13.5	14.25	15	15.75	16.5	17.25	18

SEMORA	S	M	L	XL	2XL	3XL
Half Chest	47	49	51	53	56	59
Body Length	61	63	65	67	69	71
Sleeve Length	23.5	24	24.5	25	25.5	26

SHELLDEN	S	M	L	XL	2XL	3XL	5XL
Half Chest	50	53	56	60	64	68	76
Body Length (front)	69	70.5	72	74	76	78	82
Body Length (back)	70.5	72	73.5	75.5	77.5	79.5	83.5
Sleeve Length (ss)	20	21	22	23	24	25	27

SHELLDEN LADY	S	M	L	XL	2XL	3XL
Half Chest	46	49	52	55	58	61
Body Length (front)	62.5	64	66	68	70	72
Body Length (back)	63.5	65	67	69	71	73
Sleeve Length (ss)	17.5	18.5	19.5	20.5	21.5	22.5

SUNSET REGULAR	S	M	L	XL	2XL	3XL	5XL
Half Chest	52	55	58	62	66	70	78
Body Length	71.5	73	74.5	76.5	78.5	80.5	84.5
Sleeve Length (incl. rib)	21	22	23	24	25	26	27
Half Bottom Sleeve	18	19	20	21	22	23	24

SUNSET MODERN	S	M	L	XL	2XL
Half Chest	49	52	55	59	63
Body Length	68.5	70	71.5	73.5	75.5
Sleeve Length (incl. rib)	19	20	21	22	23
Half Bottom Sleeve	17	18	19	20	21

SUNSET WOMAN	XS	S	M	L	XL	2XL	3XL
Half Chest	41	44	47	50	54	58	62
Body Length	61	62.5	64	66	68	70	72
Sleeve Length (incl. rib)	17	17.5	18	18.5	19	19.5	20
Half Bottom Sleeve	13.5	14.25	15	15.75	16.5	17.25	18

SURF RSX	S	M	L	XL	2XL	3XL	5XL
Half Chest	50	53	56	60	64	68	76
Body Length	70	72	74	76	78	80	84
Sleeve Length	19	20	21	22	23	24	26

SURF LADY	S	M	L	XL	2XL	3XL
Half Chest	47	49	51	54	57	60
Body Length	61	63	65	67	69	71
Sleeve Length	18	19	20	21	22	23

SURF PRO RSX	S	M	L	XL	2XL	3XL	5XL
Half Chest	50	53	56	60	64	68	76
Body Length	70	72	74	76	78	80	84
Sleeve Length	19	20	21	22	23	24	26

SURF PRO LADY	S	M	L	XL	2XL
Half Chest	47	49	51	53	56
Body Length	61	63	65	67	69
Sleeve Length	17.5	18	18.5	19	19.5

TIFFIN	S	M	L	XL	2XL
Half Chest	45	47	49	52	55
Body Length	60	62	64	66	68
Sleeve Length	7.5	8	8.5	9	9.5

MISCELLANEOUS

CARSON	S	M	L	XL	2XL	3XL	4XL
Half Waist	40	43	46	49	52	55	58
Half Seat	51	54	57	60	63	66	69
Inseam	27	27	27	27	28	28	28

FLEXBALL BEANIE

One size fits all

SYMBOLS



WATER PROOF



CHANGE ZIP PULLERS



WATER RESISTANT



PACK IN POCKET



VITAL SEAMS TAPED



REFLECTIVE PIPING



WIND PROOF

CORDURA

DUPONT CORDURA REINFORCEMENTS



WIND RESISTANT

OEKO-TEX®
CONFIDENCE IN TEXTILES
STANDARD 100
SE 14-218 Swerea IVF
Tested for harmful substances.
www.oeko-tex.com/standard100

THE OEKO TEX LABEL INDICATES THAT THE COMPLETE VALUE CHAIN OF A PRODUCT HAS BEEN INDEPENDENTLY TESTED AND CERTIFIED FOR SKIN FRIENDLY CLOTHING.



BREATHABILITY



THE SOFTSHELL IS CONSTRUCTED OF A THREE LAYER COMPOSITE FABRIC, WHICH COMBINES THE BENEFITS OF HARDSHELL FABRICS, WITH THOSE OF FLEECE. THE RESULT IS A WATER AND WIND REPELLENT GARMENT WHICH IS BREATHABLE, FLEXIBLE AND COMFORTABLE.

Thermolite®

THERMOLITE MICRO LIGHTWEIGHT PADDING



100% COTTON



"EASY CARE" MEANS THAT THE FABRIC HAS BEEN CHEMICALLY TREATED AGAINST WRINKLES. TAPED SEAMS ARE ALSO ADDED TO ENSURE THE GARMENTS ARE LESS WRINKLED AFTER WASHING AND EASIER TO IRON



LIGHTWEIGHT MATERIAL



STRETCH MATERIAL



BLUESIGN APPROVED: BLUESIGN GIVES YOU THE ASSURANCE THAT ONLY COMPANIES THAT ACT RESPONSIBLY ARE INVOLVED IN THE MANUFACTURE OF A PRODUCT. IN ORDER TO BE DESIGNATED AS BLUESIGN APPROVED®, ALL COMPONENTS OF A PRODUCT ARE TESTED AS BEING SUSTAINABLY PRODUCED DURING THE MANUFACTURING PROCESS.



VELCRO AT CUFFS

LYCRA®

LYCRA® IS AN ELASTANE FIBRE KNOWN FOR ITS STRENGTH AND FLEXIBILITY

RESPONSIBILITY

We believe in classic design and quality products - a concept that will never be out-of-fashion. Quality is a good way to ensure long-lasting use and sustainable consumption. It is extremely important that all items of James Harvest Sportswear are safe and free from restricted substances.

All suppliers of James Harvest Sportswear must follow the requirements in our Restricted Substance List. The list has been designed in accordance with legislations such as REACH, but also taking into account industry recommendations and standards. As a result, our requirements are often stricter than the applicable legislation.

We take part of the Swedish Chemicals Group to receive the most updated information on chemical legislation and developments. With this information we can actively work to reduce and replace chemicals in line with best available technique.

IMPROVING WORKING CONDITIONS

We are aware of the great responsibility that comes with sourcing goods in countries with different legal cultures and labour conditions. We must ensure that the business operations of our suppliers respect national requirements as well as international conventions on human rights. A successful work requires devotion and some amount of patience. Many of the challenges we face are global problems like poverty and malfunctioning welfare systems. In this sense, social compliance does not offer a quick-fix.

We believe it is essential to be present on-site. For this reason, we have local offices in Asia taking care of the everyday-work with supplier auditing, monitoring and dialogue. Our CSR staff are educated and well-experienced on labour conditions and environmental aspects of the production sites. Their work is leading the development.

What do we expect from suppliers in terms of labour conditions?

James Harvest Sportswear has adopted the BSCI Code of Conduct, used for members of the BSCI (Business Social Compliance Initiative). It contains requirements on minimum wage, working hours and the prohibition of child labour, amongst several

other requirements from international conventions. These are our main requirements on all suppliers. We also have a commitment towards BSCI to engage our suppliers in third party examination by independent auditors. We consider it a quality assurance to have both internal and external audits.

A BSCI report is not a certificate. It is a tool for responsible brands to be used in systematic monitoring and improving routines.

Even the best supplier could occasionally end up with findings. Social compliance must be controlled and implemented in a management system.

BSCI also enables brands to cooperate. Today, more than 1300 companies worldwide have joined the BSCI. This empowers our voice and influence in the social dialogue.

New Wave Group, our mother company, is a signatory member of the pioneering Accord on Fire and Building Safety in Bangladesh. The Accord is a binding contract between brands, international and local trade unions and NGOs. Its aim is to make all garment factories in Bangladesh safe workplaces, which includes a program of safety inspections and a commitment to ensure that the necessary repairs and renovations are carried out. The Accord is a unique initiative that will have significant impact on the daily lives of millions of textile workers in Bangladesh. We are proud to be a part of this project.

The planet is faced with multiple challenges that deserve our common attention. We must all take responsibility for our global impacts in order to make the world a good place.

CHILD LABOUR AND POVERTY

Today, approximately 1 billion people live in extreme poverty – an overwhelming figure. We can never accept this number in our quest for a sustainable society. Extreme poverty is linked to all the major challenges of the world and forces people to make impossible choices between food, medicine, housing and education. It is often a root cause to global problems like child labour and denial of basic freedoms.

Hand in Hand fights poverty with entrepreneurship. The organization aims to create 10 million jobs for some of the poorest residents of the world. The holistic approach of Hand in Hand includes education and training of women, effective abolishment of child labour, compulsory school attendance and environmental programs with focus on waste management, water treatment and biogas. The work involves whole communities, which gives Hand in Hand a unique impact on the livelihood of all villagers.

So far, Hand in Hand has created 1.7 million jobs and at the current rate, 1000 new jobs are being created each day. James Harvest Sportswear supports Hand-in-Hand with funds to enable three villages to participate in the project. Our villages are located in the textile region of Tamil Nadu in southern India.

MORE ON THE ENVIRONMENT

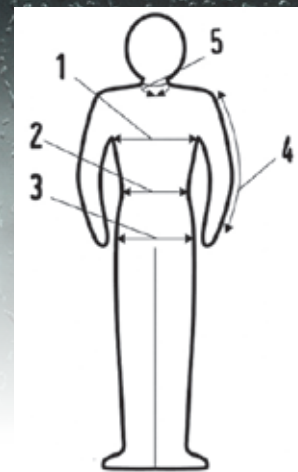
James Harvest Sportswear has two main strategies to decrease environmental impact and to cut our emissions of greenhouse gas. First of all, we must influence the transportation companies that we are working with. Our membership in "Clean Shipping Index" aims to impact the shipping companies to use cleaner vessels by ranking the most high-performing ships.

Our group of companies works with some of the largest transportation companies on the market, all of which have environmental programs in place for their operations.

Secondly, we always strive to improve our internal logistics and work methods. Within our group, we club together as much as possible of our shipments and transportations. In addition to protecting the environment, it also contributes to the streamlining of our operations.

Recycling for a sustainable society to collect and recycle waste packages is a wonderful way to reduce environmental impact and create cradle-to-cradle circulation. James Harvest Sportswear embraces our producer responsibility and contributes financially to the collecting system where we operate. The Green Dot is our credential of participating in the Producer Responsibility Organization.

To learn more about our work with CSR, visit: www.texet.se



BODY MEASUREMENTS

GETTING THE RIGHT FIT.

1. Chest: measure your chest from under your armpits. Include the highest part of your chest and shoulder blades.
2. Waist: measure at your natural waistline.
3. Seat: standing with your feet together, measure around the fullest part of your seat.
4. Sleeve: with arms relaxed at your side and slightly bent, measure according to the sleeve specification of the particular garment:
(ns) = neck seam – measure from neck to wrist
(cb) = centre back – measure from the centre of the back to wrist
(ss) = shoulder seam – measure from tip of the shoulder to wrist
5. Neck: measure around the base of your neck. Or, simply find a collared shirt that fits you well. Lay the collar flat, and measure from the middle of the collar button around to the far end of the button hole.

STYLE OF THE GARMENT

Don't forget to take the style of the garment into consideration. Different styles have different fits; some are a modern fit and some are a regular fit.

WASHING

Don't forget to take shrinkage into consideration for cotton garments. Our cotton garments may shrink up to 5%, so allow enough length in the body. For best results, please follow the washing instructions inside your garment.

VARYING SIZES

Don't forget sizing does vary from brand to brand and it is important that you fit by measurements not just size. All garment measurements are available in the Garment Measurement Chart

JUST TO MAKE SURE

The best way to get the correct fit is to order a sizing set. Ask your supplier for details.

JAMES
HARVEST
sports *wear*


J. HARVEST & FROST
CORPORATE SHIRTMAKER

Printer
ACTIVE WEAR

 **BEACON**
SPORTSWEAR U.S.A.

JAMES-HARVEST.COM.AU

|

JAMES-HARVEST.CO.NZ

